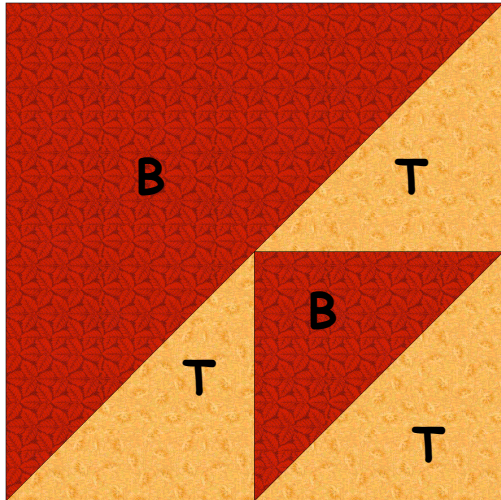


# August Lotto Block



**T** = Tan Print

**B** = Brick Red or Burgundy Print

Cut 1 square 6-7/8" **B**

-Cut on Diagonal use one of these triangles

Cut 2 squares 3-7/8" **T**

-Cut on Diagonal use three of these triangles

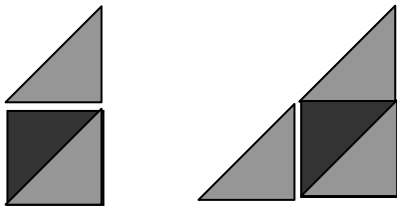
Cut 1 square 3-7/8" **B**

-Cut on Diagonal use one of these triangles


Step 1) Put the **T** & matching **B** triangles together and sew into a half-square triangle block.



Step 2) Add the two **T** triangles to the side of the **B** on to make a large triangle.



Step 3) Sew the triangle made in Step 2 to the **B** 6-7/8" triangle on the diagonal.



Your block should measure 6 1/2" to finish to a 6" block.

Then use your left over triangle blocks to make another Lotto Block!

Enjoy the tail end of Summer!