

## March Lotto Block-2009



### Tipsy 4-Patch

This month... a simple technique that makes 2 blocks so you have 2 chances to win!

#### Fabric:


1-10x10" **lighter** green, blue, &/or purple print.

1-10x10" **darker** green, blue &/or purple print.


1) Stack squares, both **right side up**, exactly on top of each other.



2) Using ruler, cut at an **angle** from top to bottom. Do not move squares. Cut at an angle across squares.




3) Switch light & dark sections to form two different 4-patches.



4) Sew vertical seams. Press.

Tip: May need to trim a new, straight edge if seam is uneven.



5) Match midpoints on 1/4" seamline. Sew horizontal seam. Press.



6) Center square ruler on each block and trim off excess to make two 8x8" squares.



Happy quilting!

*Mary Jo and Julie*

Mary Jo Anderson

Julie Peterson

japtrsn@hotmail.com

2009 Lotto Block Coordinators

507.635.5915

507.635.5872