

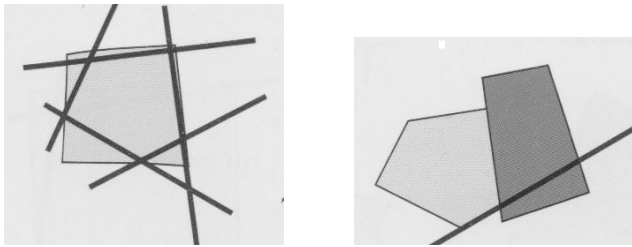
April Lotto Block

Wacky Roses by Jan Mullen
8 inches square unfinished

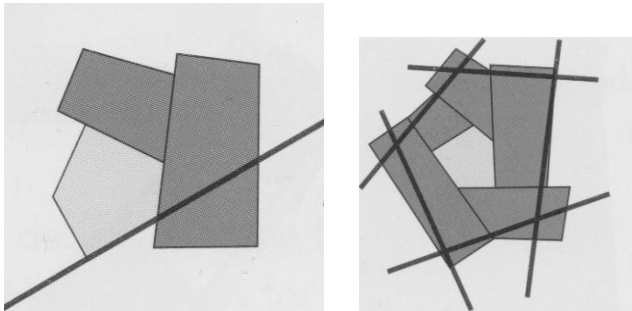
April's block will use up lots of scraps! Spring is coming and so are the flowers.

Pink odd sized center. Pink and green strips of $\frac{3}{4}$ - $2\frac{1}{2}$ inch various lengths.

You will want to start with a small (less than 2 in.) odd shaped pink center. Then add strips of pink to each side, log cabin style, trimming each edge before adding another strip. Each strip may be a different pink or you may make 1 row 1 color of pink.

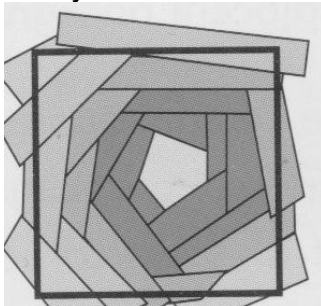


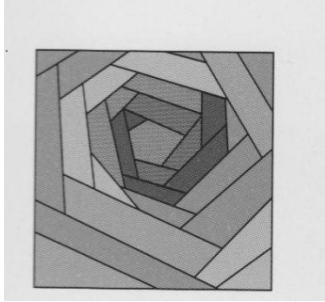
Allow your strip to hang off the side of each edge of your center. Press toward the darker fabric. When you have added enough strips to cover each center edge square up your block.



Add about 3 rows of pink strips and then square up your block.

After you have squared up your block you will add about 3 more rows of green strips until your block measures at least $8\frac{1}{2}$ inches.





The center may be offset. Trim block to 8 inches.

Have fun with April's block!
Jill Boettcher & Fran Eisenrich