

February Lotto Block

This block is from Cozy, Modern Quilts by Kim Schaefer.

This block is quick & easy! We are using dark chocolate brown & mint green to create these delicious rectangular blocks. You may use the chocolate in the center or as the outside rectangles. Please use 3 different fabrics for your middle section, but use 1 fabric for the outside. The pieces are small so you may use scraps.

For each block:

Cut 1- 2 ½ in. x 1 in. rectangle in either mint green or chocolate brown.

Cut 2- 2 ½ in. x 2 in. rectangles in either mint green or chocolate brown.


Cut 2- 2 ½ in. x 4 ½ in. rectangles in the opposite color of your first small rectangles.

Cut 2- 2 ½ in. x 6 ½ in. rectangles in the opposite color of your first small rectangles.


Piecing

Using a quarter inch seam, sew the 2 ½ in. x 1 in. rectangle to a 2 ½ in x 2 in. rectangle.


On opposite side of the 1 inch rectangle, sew the other 2 ½ in. x 2 in. rectangle.



On the long sides of your pieced unit, sew the 2 ½ in. x 4 ½ in. rectangles.



On remaining sides sew the 2 ½ in. x 6 ½ inch rectangles.



Your block will measure 6 ½ inches by 9 ½ inches.

Jill Boettcher & Fran Eisenrich