

March Lotto Block

In the middle of winter aren't you ready for something bright? I know I am. This month we will make some bright Ohio stars to help lift our spirits. You can make a quilt for a favorite child or maybe a quilt for a children's charity.

Blocks will be 8 1/2" x 8 1/2" unfinished. Use 1/4 in. seam allowances.

Out of a novelty or bright fabric cut-

1-4 1/2 in square D in diagram.


8-2 1/2 in squares B in diagram.

Out of coordinating but contrasting bright fabric cut


4 - 2 1/2 in. squares C in diagram.

4- 2 1/2 x 4 1/2 in rectangles A in diagram.


Make 4 flying geese units with the 4 rectangles(A) & the 8- 2 1/2 in. squares (B). Place 1- 2 1/2 in. square on each side of the rectangle. Sew diagonally from corner to corner across each square. Press seam toward the dark fabric. Cut excess fabric from behind B triangles.




To 2 geese units add a 2 1/2 in. square (C) to each short side.
Press seam toward the square.



Add 1 geese unit to the 4 1/2 in novelty square (D). Press seam toward the square.



Sew all 2 units together for an Ohio star.



Have fun with this block!

Jill Boettcher & Fran Eisenrich