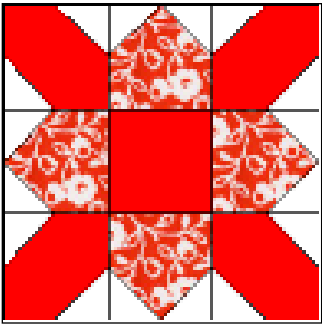


# Quilters Sew-ciety 2018 Red & White Lotto Blocks



## #2 Dogwood

Finished block measures 9"

Bring your block(s) to the March meeting for the drawing

### Cutting directions

LIGHT	Cut 16 2" squares
DARK	Cut 5 3 1/2" squares
MEDIUM	Cut 4 3 1/2" squares

1. On the wrong side of the light squares, draw a diagonal line corner to corner
2. Layer 2 light squares on top of a dark square, in opposing corners, RST (see diagram 1). Sew just next to drawn line (on the side closest to the corner). This allows for the fold of the fabric.. Repeat to make 4 units. Fold triangles back to the corner, making sure edges line up. Trim away bottom two layers. Press seams to dark.
3. Layer a light square on top of a medium square, RST (see diagram 2). Sew just next to drawn line (on the side closest to the corner). Fold triangle back to corner and trim away bottom two layers. Press seam to light.
4. Repeat with a second light square, (see diagram 3). Make 4 units.
5. Sew together in rows as in picture, nesting seams. Sew rows together. Your block should measure 9 1/2"




Diagram 1




Diagram 2

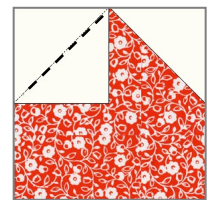


Diagram 3

Welcome to the 2018 QS Red & White Lotto blocks.

We have selected some beginner friendly blocks for this program, using a 9-patch grid, and here's how it works. Most months during 2018 you will receive a block pattern via our website/facebook page (or pick up a hard copy at the meeting for those not able to print their own). Make the block, or make as many of that month's block as you desire. Bring the blocks to the next meeting—WITH YOUR NAME PINNED TO EACH BLOCK. We will draw a winner from the blocks and that lucky person will go home with the blocks. Depending on how many are entered, we may split them up into drawings of 12 blocks, or combine the blocks into one drawing for both meetings.

All blocks will finish at 9" and you are asked to make your blocks from red and white/cream. If you win the drawing more than once all your blocks will go together because they will all be the same size (hopefully!) and the same color scheme. Not feeling lucky? Just make the blocks for yourself and you will have a sampler type quilt. Add some blue sashing and donate the quilt top to Quilts of Valor. Lots of options .