


Quilters' Sew-ciety 2018 Red & White Lotto Blocks



#9 Shaded 9-Patch


Finished block measures 9"

Cutting directions


- LIGHT Cut three squares 3 1/2"
- DARK Cut three squares 3 1/2"
- MEDIUM Cut three squares 3 1/2"

Bring this block to Oct meeting for the drawing

1. Sew squares together into three rows, placing fabrics as shown in above diagram. Sew rows together. Press seams to center in the middle row, press away from the center in the top and bottom row. Sew rows together



Here's one option for setting these blocks together, five rows of five blocks.



Here's another option for setting these blocks together, six rows of six blocks.

2018 QS Red & White Lotto blocks.

- Use red and white/cream fabrics for all blocks
- All blocks should finish at 9"
- Make as many blocks as you want, more blocks = more chances to win
- Bring blocks to the meeting **WITH YOUR NAME PINNED TO EACH BLOCK**